



SunChaser 2010






FULL CAMPER CRUISE*

HALF CAMPER CRUISE*
Shown with optional front playpen cover.

*Available factory installed on the following models: 8524 Cruise, 8522 Cruise, 8520 Cruise and 8520 Fish.

8522 Cruise

	8524 CRUISE	824 CRUISE	8522 CRUISE	8520 CRUISE	820 CRUISE	818 CRUISE	814 CRUISE
Length	24' 3"	24' 3"	22' 3"	20' 3"	20' 3"	18' 3"	14' 3"
Beam	102"	96"	102"	102"	96"	96"	96"
Tube Diameter	25"	23"	25"	25"	23"	23"	23"
Tube Gauge	.080"	.080"	.080"	.080"	.080"	.080"	.080"
Dry Weight Lbs.	2,200	2,150	1,950	1,875	1,850	1,425	1,025
Max. Persons	14	14	14	12	12	9	5
Max. Cap. Lbs.	2,400	2,400	2,200	2,000	2,000	1,750	1,000
Max. H.P.	150	125	150	115	90	50	25
Fuel Cap. Gal.	24	24	24	24	24	N/A	N/A
Bimini Top Size	8' 6"	8' 6"	8' 6"	8' 6"	8' 6"	6'	6'



A. DRIVER'S CONSOLE

THE CONSOLE FEATURES AN AM/FM STEREO WITH AN AUXILIARY PORT FOR MP3 PLAYERS.

B. GALLEY

TAKE SNACK TIME TO THE NEXT LEVEL WITH THE OPTIONAL GALLEY, COMPLETE WITH SINK, COUNTER AND STORAGE AREA.

C. CHANGING ROOM

PRIVATE CHANGING ROOM AVAILABLE ON MOST CRUISE MODELS.

D. REAR ENTRY

CONVENIENCE AND SAFETY OF THE REAR ENTRY WITH BOARDING LADDER.



Fish

SunChaser



820 Fish

	8524 FISH	824 FISH	8520 FISH	820 FISH	818 FISH	814 FISH
Length	24' 3"	24' 3"	20' 3"	20' 3"	18' 3"	14' 3"
Beam	102"	96"	102"	96"	96"	96"
Tube Diameter	25"	23"	25"	23"	23"	23"
Tube Gauge	.080"	.080"	.080"	.080"	.080"	.080"
Dry Weight Lbs.	2,150	2,100	1,800	1,750	1,325	1,025
Max. Persons	14	14	12	12	9	5
Max. Cap. Lbs.	2,400	2,400	2,000	2,000	1,750	1,000
Max. H.P.	150	125	115	90	50	25
Fuel Cap. Gal.	24	24	24	24	N/A	N/A
Bimini Top Size	8' 6"	8' 6"	8' 6"	8' 6"	6'	6'



814 FISH RE NOT SHOWN.

A. DRIVER'S CONSOLE

THE CONSOLE PROVIDES MORE ROOM TO PUT EVERYTHING RIGHT WHERE YOU NEED IT.

B. HELM SEAT

COMFORTABLE, ADJUSTABLE HELM SEAT WITH SWIVEL SLIDE AND ARMRESTS.

C. LIVEWELL

LARGE, AERATED LIVEWELLS KEEP YOUR CATCH FRESH ALL DAY.





8524 4-PT


	8524 4.0	824 4.0	8522 4.0	8520 4.0	820 4.0
Length	24' 3"	24' 3"	22' 3"	20' 3"	20' 3"
Beam	102"	96"	102"	102"	96"
Tube Diameter	25"	23"	25"	25"	23"
Tube Gauge	.080"	.080"	.080"	.080"	.080"
Dry Weight Lbs.	2,250	2,200	1,900	1,850	1,800
Max. Persons	14	14	14	12	12
Max. Cap. Lbs.	2,400	2,400	2,200	2,000	2,000
Max. H.P.	150	125	150	115	90
Fuel Cap. Gal.	24	24	24	24	24
Bimini Top Size	8' 6"	8' 6"	8' 6"	8' 6"	8' 6"

THE BETTER THE VALUE, THE BIGGER THE FUN.

Is your family ready for great times on the water? There's no easier way to enjoy cruising, fishing, swimming and all-day fun than on a SunChaser pontoon. SunChaser pontoons are not only remarkably affordable, they also offer great features, reliable construction and impressive warranties. And, they are part of the legendary Smoker Craft family of boats. We encourage you to take a look at just a few of the details that add up to the best value on the water.



SEATING
Plush furniture provides roomy comfort, and many models feature luxurious lounge arms. The captain will enjoy the swivel, slider helm chair with recessed foot holds, armrests and storage pockets.




HELM
SunChaser's distinctive fiberglass consoles offer a wide range of amenities, including dry storage with a 12-volt power port, phone and iPod cradles and power ports, and space for a depth finder, all on select models.



ROUNDED FRONTS
Sophisticated rounded fronts provide top-of-the-line styling and cozy seating areas.



ELEVATED SPEAKERS
Elevated speakers deliver superior sound as you crank your favorite music throughout the pontoon. The cup holders are also elevated, putting beverages within easy reach.



CHANGING ROOM
A space-saver changing room comes standard on most models, offering privacy the whole family will appreciate.



STERN ENTRY
SunChaser offers many rear entry models with a boarding ladder for maximum versatility and family fun.



A. DRIVER'S CONSOLE
THE CONSOLE FEATURES EASY-TO-READ GAUGES, AN AM/FM RADIO AND A TINTED WINDSCREEN.

B. LIVEWELL
LARGE, AERATED LIVEWELLS KEEP YOUR CATCH FRESH ALL DAY.

C. CHANGING ROOM
THE SPACE-SAVER CHANGING ROOM OFFERS PRIVACY WHEN OUT ON THE LAKE.



Views shown may include optional equipment.

SunChaser

Standards & Options 2010

S | standard O | option • | not available



SunChaser 2010

		8524 CRUISE	824 CRUISE	8522 CRUISE	8520 CRUISE	820 CRUISE	818 CRUISE	814 CRUISE	8524 FISH	824 FISH	8520 FISH	820 FISH	818 FISH	814 FISH	8524 4.0	8522 4.0	824 4.0	8520 4.0	820 4.0
<i>Colors</i>	Blue	S	S	S	S	S	S	S	S	S	S	S	S	S	S	S	S	S	S
	Champagne	S	S	S	S	S	S	S	S	S	S	S	S	S	S	S	S	S	S
	Black	S	S	S	S	S	S	S	S	S	S	S	S	S	S	S	S	S	S
	Red	S	S	S	S	S	S	S	S	S	S	S	S	S	S	S	S	S	S
<i>Tubes</i>	25" Diameter Tubes with Lifetime Warranty	S	•	S	S	•	•	•	S	•	S	•	•	•	S	S	•	S	•
	23" Diameter Tubes with Lifetime Warranty	•	S	•	•	S	S	S	•	S	•	S	S	•	•	S	•	S	•
	All Aluminum Transom with Lifetime Warranty	S	S	S	S	S	S	S	S	S	S	S	S	S	S	S	S	S	S
<i>Floor</i>	3/4" Plywood Deck with Lifetime Warranty	S	S	S	S	S	S	S	S	S	S	S	S	S	S	S	S	S	S
	5-Year Carpet Warranty	S	S	S	S	S	S	S	S	S	S	S	S	S	S	S	S	S	S
	22 Oz. Sculptured Carpet	S	S	S	S	S	S	S	S	S	S	S	S	S	S	S	S	S	S
	Full Vinyl Floor Covering	O	O	O	O	O	O	O	O	O	O	O	O	O	O	O	O	O	O
<i>Console</i>	Custom Molded Console	S	S	S	S	S	S	S	S	S	S	S	S	S	S	S	S	S	S
	Cooler Storage in Console	S	S	S	S	S	S	S	S	S	S	S	S	S	S	S	S	S	S
	Windscreen	S	S	S	S	S	O	O	S	S	S	S	O	O	S	S	S	S	S
<i>Dash</i>	Tachometer	S	S	S	S	S	S	S	S	S	S	S	S	S	S	S	S	S	S
	Fuel Gauge	S	S	S	S	S	•	•	S	S	S	S	•	•	S	S	S	S	S
	Gauge Package: Speedometer, Volt Meter and Trim Gauge	O	O	O	O	O	O	O	O	O	O	O	O	O	O	O	O	O	O
	Horn	S	S	S	S	S	S	S	S	S	S	S	S	S	S	S	S	S	S
<i>Stereo</i>	2 Speakers	S	S	S	S	S	S	•	S	S	S	S	S	•	S	S	S	S	S
	2 Additional Speakers	O	O	O	O	O	•	•	O	O	•	•	•	•	•	•	•	•	•
	AM/FM Stereo	S	S	S	S	S	S	O	S	S	S	S	S	O	S	S	S	S	S
	Auxiliary Port for MP3 Player	S	S	S	S	S	S	•	S	S	S	S	S	•	S	S	S	S	S
<i>Gates</i>	30" Gate	(2)	(1)	(2)	(2)	(1)	(1)	(1)	(2)	(1)	(1)	(1)	(1)	(1)	(1)	(1)	(1)	(1)	(1)
	30" Half Gate	•	•	•	•	•	•	•	•	•	(1)	•	•	•	(1)	(1)	(1)	(1)	(1)
	24" Gate	•	(1)	•	•	(1)	(1)	(2)	•	(1)	•	•	(1)	(2)	•	•	•	•	•
	24" Half Gate	•	•	•	•	•	•	•	•	•	(1)	•	•	•	•	•	(1)	•	(1)
	Rear Entry Gate	S	S	S	S	S	S	•	S	S	S	S	S	•	S	S	S	S	S
	Posi-Lock Gate Latches	S	S	S	S	S	S	S	S	S	S	S	S	S	S	S	S	S	S
<i>Seating</i>	Rotocast Furniture Bases	S	S	S	S	S	S	S	S	S	S	S	S	S	S	S	S	S	S
	L-Group Seating	•	•	•	•	•	S	•	•	•	•	•	S	•	•	•	•	•	•
	L-Group Seating with Lounge Arm	S	S	S	S	S	•	•	S	S	S	S	•	•	S	S	S	S	S
	2 Front Couches	•	S	•	•	S	S	S	S	S	S	S	•	•	•	•	•	•	•
	Stern Couch	•	•	•	•	•	•	S	•	•	•	•	•	S	•	•	•	•	•
	Helm Chair with Swivel Slide	•	•	•	•	•	S	•	•	•	•	•	S	•	•	•	•	•	•
	Helm Chair with Swivel Slide and Armrests	S	S	S	S	S	•	•	S	S	S	S	•	•	S	S	S	S	S
<i>Fishing</i>	Bass Seats	•	•	•	•	•	•	•	(2)	(2)	(2)	(2)	(2)	(2)	(4)	•	(4)	(4)	(4)
	Built-In Livewell (Aerated)	•	•	•	•	•	•	•	S	S	S	S	S	S	S	•	S	S	S
<i>Tables</i>	Stern Rod Holders	•	•	•	•	•	•	•	•	S	S	•	•	S	•	S	S	S	S
	Table with Cup Holders	S	S	S	S	S	S	•	S	S	S	S	S	•	•	S	•	•	•
	2 Table Floor Bases	S	S	S	S	S	•	•	S	S	•	•	•	•	•	S	•	•	•
	Cup Holders	S	S	S	S	S	S	S	S	S	S	S	S	S	S	S	S	S	S
<i>Lighting</i>	Galley with Sink	O	O	O	O	O	•	•	•	•	•	•	•	•	•	•	•	•	•
	Docking Lights	S	S	S	S	S	O	O	S	S	S	S	O	O	S	•	S	S	S
<i>Top</i>	Navigation Lights	S	S	S	S	S	S	S	S	S	S	S	S	S	S	S	S	S	S
	6' Bimini Top	•	•	•	•	•	S	S	•	•	•	•	S	S	•	•	•	•	•
	8' 6" Bimini Top	S	S	S	S	S	•	•	S	S	S	S	•	•	S	S	S	S	S
<i>Panels, Castings, and Rails</i>	Rounded Fronts	S	S	S	S	S	S	•	S	S	S	S	S	•	S	S	S	S	S
	Through-Bolted Deck Cleats	S	S	S	S	S	O	O	S	S	S	S	O	O	S	S	S	S	S
	Anodized Deck Trim	S	S	S	S	S	S	S	S	S	S	S	S	S	S	S	S	S	S
	1-1/4" Anodized Railing	S	S	S	S	S	S	S	S	S	S	S	S	S	S	S	S	S	S
<i>Fuel Tank</i>	Polished Castings	S	S	S	S	S	•	•	S	S	S	S	S	S	S	S	S	S	S
	24-Gallon Fuel Tank	S	S	S	S	S	•	•	S	S	S	S	•	•	S	S	S	S	S
<i>Ski</i>	Ski Tow	O	O	O	O	O	O	•	O	O	O	O	O	•	O	O	O	O	O
	Color-Coordinated Playpen Cover	O	O	O	O	O	O	O	O	O	O	O	O	O	O	O	O	O	O
<i>Canvas</i>	Full Camper Enclosure	O	•	O	O	•	•	•	•	•	O	•	•	•	•	•	•	•	•
	Half Camper Enclosure	O	•	O	O	•	•	•	•	•	O	•	•	•	•	•	•	•	•
	12 Volt Receptacle	S	S	S	S	S	S	S	S	S	S	S	•	•	S	S	S	S	S
	Trolling Motor Plug	•	•	•	•	•	•	•	•	•	•	•	•	•	•	S	•	S	S
	Rear Entry Boarding Ladder	S	S	S	S	S	S	•	S	S	S	S	S	•	•	S	•	•	•
<i>Misc</i>	Sundeck	S	S	S	S	S	•	•	S	S	•	•	•	•	•	•	•	•	•
	Changing Room	S	S	S	S	S	•	•	S	S	S	S	•	•	S	S	S	S	S



888-797-9023

The specifications of any SunChaser boat are subject to change without notice. Printed in USA 08/09 09-440-016

