




2014
SunChaser



THROUGH-BOLTED TRANSOM |

- 1 – A one-piece body with an all-welded transom is built with .190 gauge aluminum and plastic reinforced on the inner transom. A pre-drilled motor mounted and attached with 20 bolts allows for the heaviest, high horsepower engines.
- 2 – .190 gauge aluminum is turned down for strength and structure.
- 3 – Spray deflectors with reinforced gussets push the water away.
- 4 – V provides clean water to propeller for better turning.



Constructed for a lifetime of boating.

At SunChaser, decades of boat-building experience have taught us one thing for sure – if you want to see true quality, simply take a closer look. Count the fasteners. Note the gauge of aluminum. See the space and versatility that a well-constructed pontoon has to offer. Notice the optional third tubes and high horsepower capacity that make it possible to do whatever you want on the water. In short, look at the details and you'll see everything you need to know. Whether for tow-sports, cruising or fishing, you know you'll be able to relax in a SunChaser pontoon. Because, it was built for *quality*.



CONSTRUCTED FOR ENDURANCE | 3/4", 7-ply pressure treated plywood through-bolted and screwed to the stern hat channels to create the strongest seams and transom support in the industry.



TUBES | Tubes are made with one-piece .080 gauge aluminum with full-length keels and sturdy deck risers. Backed by a Limited Lifetime Warranty.

SunChaser



FENCE & RAILING | Features foam backing to prevent rattling and fully welded and anodized railing to add strength. Anodized welds are never painted. It's all backed by a 6-year warranty.




4 POINT DECK TO HULL FUSION | SunChaser deck brackets have 4 points of fusion for an extended area of contact with the tube. In addition to providing increased strength and support, this reduces frame twist and racking in rough water and guards against tube fatigue.

- A. SPACERS** | Between the fence bottom and the deck. They allow water to drain easily and cut drying time in half.
- B. SUPERIOR UPHOLSTERY** | Covered by a 6-year warranty. We use only the finest quality, UV stabilized, marine-grade 32 ml vinyl, automotive grade pigments and a Stain Resistant Topcoat. Herringbone backing provides "no-sag" recovery while biocide-treated foam and stainless fixtures add durability. To help it all last, our bases are designed with a moat system that directs water away from the seat and off the boat.
- C. PROTECTED STERN BOARDING AREA** | Durable vinyl flooring on all SunChaser models provide a great place to dry off after swimming or tubing.
- D. DESIGNED FOR SPACE** | A spacious bow and stern is the perfect spot to enjoy your boating experience. Whether you're cruising, fishing or partaking in your favorite tow sport, SunChaser gives you the room to do it.
- E. MULTIPLE FLOOR PLANS** | Great configurations for cruising and fishing.

// PERFORMANCE

Better. Faster. Smoother.



INCREASE YOUR BOATING EXPERIENCE
WITH PERFORMANCE STRAKES.



// FEEL THE DIFFERENCE WITH CUSTOMIZED PERFORMANCE STRAKES.







Everything's better from a seat on a pontoon. As every boater knows, the water delivers a million ways to make a day wonderful. The freedom and flexibility of a pontoon is the perfect way to experience everything that a day on the water can offer.

The all-new performance strakes option from Sunchaser makes your boat even more versatile, which makes your ride much more exciting. It's the smart, simple innovations that let you do so much more, like strategically placed strakes that allow the tube to dig and pivot with ease, so you can circle quickly to rejoin a downed skier.

From angle and placement to size and shape, the tubes on performance strakes are designed with performance in mind, offering better lift, less surface drag, increased speed, faster planing and a tighter turning radius. Add a higher horsepower to the engineering equation, and you'll do more in a pontoon than you ever thought possible.

When you choose a Sunchaser pontoon, the future always looks promising. If you crave the personality of a ski boat but appreciate the practicality of a pontoon, choosing performance strakes truly lets you chart your own course.

// TRADITIONAL TUBE CONFIGURATIONS/CHARACTERISTICS

	PERFORMANCE	LIFT	HANDLING	FUEL ECONOMY
 <p>TWO .080 ROUND TUBES Great for all-around boating</p>	★	★	★	★
 <p>TWO .080 ROUND TUBES WITH .060 ALUMINUM UNDERDECK LINER Great for all-around boating with improved water flow</p>	★ ★	★	★ ★	★ ★
 <p>TWO .080 ROUND TUBES WITH .060 ALUMINUM UNDERDECK LINER WITH LIFTING STRAKES Great for all-around boating with improved water flow, high horsepower lifting performance</p>	★ ★	★	★ ★	★ ★
 <p>THREE .080 ROUND TUBES WITH .060 ALUMINUM UNDERDECK LINER For all-around boating with improved water flow, better handling and smoother, more buoyant ride</p>	★ ★ ★	★ ★	★ ★ ★	★ ★
 <p>THREE .080 ROUND TUBES WITH .060 ALUMINUM UNDERDECK LINER WITH LIFTING STRAKES Great for all-around boating with improved water flow, better handling, a smoother, more buoyant ride, high horsepower lifting performance</p>	★ ★ ★	★ ★ ★	★ ★ ★	★ ★
 <p>THREE .080 ROUND TUBES WITH .060 ALUMINUM UNDERDECK LINER Great for all-around boating with improved water flow, better handling, a smoother, more buoyant ride, high horsepower lifting performance at an affordable price</p>	★ ★ ★	★ ★	★ ★ ★	★ ★



// CLASSIC CRUISE SERIES

8524 LR DH



The best place to spend your weekend.

From where you sit, your weekend has never looked better. With comfortable seating, generous space and all the right features, the Classic Cruise Series is perfect for sharing fun times with family and friends. In a SunChaser, the carefree moments will last for years to come.



SHOWN WITH OPTIONAL SYNTHETIC TEAK FLOOR, SKI TOW, A HIGH-BACK HELM CHAIR, AND EXECUTIVE CONSOLE.



// 8524 LR DH



// 8524 LR



// 8524 CRUISE



// 8522 LR DH



// 8522 LR



// 8522 ENTERTAINER



// 8522 CRUISE



// 8520 CRUISE

// PICTURED FEATURES

1. **DRIVER'S CONSOLE** | Standard console features AM/FM stereo with a J-Port for MP3 players. Shown here with the gauge package.
2. **FURNITURE** | Made of durable 32 ml Ultimate SS Sand Dollar vinyl, seating is comfortable and beautiful.
3. **HELM SEAT** | Enjoy the generously sized and comfortably designed helm seat with swivel slide and armrest.
4. **EXECUTIVE HELM STATION** | With this optional upgrade, you'll receive a raised helm, LED lighting, tilt steering and a sleek stereo upgrade.
5. **CHANGING ROOM** | Private changing rooms add convenience and come standard on most models.

// OPTIONS

- › Round Center Tube with Aluminum Underdeck Liner
- › Aluminum Underdeck Liner
- › Performance Strakes
- › Playpen Cover
- › Additional Table Kit
- › Ski Tow
- › Porta Potti
- › Color-Coordinated Bimini Top Upgrade with Stainless Round Tubing
- › Double Top
- › Half Camper Enclosure
- › Full Camper Enclosure
- › Gauge Package (Speed, Trim and Volt)
- › Trim Gauge
- › Depth Gauge
- › Underwater Lighting
- › Satellite Stereo Upgrade
- › Tilt Steering
- › Two Additional Speakers
- › Hydraulic Steering
- › Stella Fallo to Spoked Steering Wheel
- › Mica Tan Canvas Color
- › Babbito Underdeck Lighting
- › High-Back Helm Seat
- › In-Floor Storage (Requires Center Tube)
- › Performance Tube System (PTS)

// COLOR OPTIONS



// SPECS

	Overall Length	Beam	Tube Diameter	Tube Gauge	Dry Weight Lbs.	Max. Capacity Persons/Lbs.	Max. H.P.	Fuel Cap. Gal.	Max. H.P. w/Third Tube	Bimini Top Size
8524 LR DH	25' 10"	102"	25"	.080"	2550	14/2390	175	30	300	8' 6"
8524 LR	25' 10"	102"	25"	.080"	2550	14/2390	175	30	300	8' 6"
8524 CRUISE	25' 10"	102"	25"	.080"	2550	14/2390	175	30	300	8' 6"
8522 LR DH	23' 10"	102"	25"	.080"	2295	12/2200	150	30	250	8' 6"
8522 LR	23' 10"	102"	25"	.080"	2295	12/2200	150	30	250	8' 6"
8522 ENT	23' 10"	102"	25"	.080"	2200	12/2295	150	24	250	8' 6"
8522 CRUISE	23' 10"	102"	25"	.080"	2295	12/2200	150	24	250	8' 6"
8520 CRUISE	20' 10"	102"	25"	.080"	1990	10/1850	115	30	200	8' 6"

// STANDARD FEATURES

- › Maximized Seating Capacity
- › Limited Lifetime Warranty on Tubes, Deck and Transom
- › Fiberglass Console with ABS Construction, Windscreen, Tach, Fuel Gauges, Plus Cooler Storage
- › AM/FM Stereo with J-Port
- › 32 ml Ultimate SS Sand Dollar Furniture
- › 32 ml Ultimate SS Sand Dollar Bucket Helm Chair with Armrest and Swivel
- › Color-Coordinated Bimini Top with Anodized Frame
- › Removable Oval Table with Cup Holders and Two Table Bases
- › Color-Coordinated Flip-Up Change Room with Porta Potti Storage
- › 22 oz. Boca Raton Carpet
- › Aluminum 3-Step Ladder with Rear Entry Vinyl

// FLOORING OPTIONS

- › 4-Step Stainless Steel Ladder
- › Gate Seat
- › Cooler Table
- › Extreme Steering
- › Executive Helm Station
- › Full Vinyl Floor
- › Vinyl Teak
- › Synthetic Teak
- › Sea Weave Flooring



// 8520 CRUISE



// CLASSIC FISH SERIES

8520 CNF

Good for cruising. Great for catching.

For the serious angler, the Classic Fish Series offers standard fishing seats, rod holders and livewells. But, the versatile seating and flexible floor plan will keep your passengers from feeling like fish out of water. From watching the line to riding the waves, it's a great way to relax.



// 8524 CNF



// 8522 CNF



// 8522 4.0



// 8520 4.0



// 8520 CNF



// PICTURED FEATURES

1. **REAR FISHING STATION** | With a 30-gallon livewell, two fishing seats, four rod holders and built-in cup holders, it's a fisherman's favorite spot.
2. **FISHING SEAT** | Wood-free construction keeps it sturdy, while swivel action gives you maximum movement and flexibility.
3. **DRIVER'S CONSOLE** | Standard console features AM/FM stereo with a J-Port for MP3 players. Shown here with the gauge package.
4. **CHANGING ROOM** | Private changing rooms add convenience and come standard on most models.

// OPTIONS

- › Round Center Tube with Aluminum Underdeck Liner
- › Aluminum Underdeck Liner
- › Performance Strakes
- › Lockable Rod Box
- › Playpen Cover
- › Additional Table Kit
- › Ski Tow
- › Porta Potti
- › Color-Coordinated Bimini Top Upgrade with Stainless Round Tubing
- › Double Top
- › Half Camper Enclosure
- › Full Camper Enclosure
- › Gauge Package (Speed, Trim and Volt)
- › Trim Gauge
- › Depth Gauge
- › Underwater Lighting
- › Satellite Stereo Upgrade
- › Tilt Steering
- › Two Additional Speakers
- › Hydraulic Steering
- › Stella Fallo Spoked Steering Wheel
- › Mica Tan Canvas Color
- › Babbito Underdeck Lighting
- › Executive Helm Station
- › High-Back Helm Seat
- › Extreme Steering

// COLOR OPTIONS



// SPECS	Overall Length	Beam	Tube Diameter	Tube Gauge	Dry Weight Lbs.	Max. Capacity Persons/Lbs.	Max. H.P.	Fuel Cap. Gal.	Max. H.P. w/Third Tube	Bimini Top Size
8524 CNF	25' 10"	102"	25"	.080"	2550	14/2390	175	30	300	8' 6"
8522 CNF	23' 10"	102"	25"	.080"	2200	12/2295	150	24	250	8' 6"
8522 4.0	23' 10"	102"	25"	.080"	2200	12/2295	150	24	250	8' 6"
8520 4.0	20' 10"	102"	25"	.080"	1850	10/1990	115	24	200	8' 6"
8520 CNF	20' 10"	102"	25"	.080"	1990	10/1850	115	30	200	8' 6"

// STANDARD FEATURES

- › Maximized Seating Capacity
- › Limited Lifetime Warranty on Tubes, Deck and Transom
- › Fiberglass Console with ABS Construction, Windscreen, Tach, Fuel Gauges, Plus Cooler Storage
- › AM/FM Stereo with J-Port
- › 32 ml Ultimate SS Sand Dollar Furniture
- › 32 ml Ultimate SS Sand Dollar Bucket Helm Chair with Armrest and Swivel
- › Color-Coordinated Bimini Top with Anodized Frame
- › Removable Oval Table with Cup Holders and Two Table Bases
- › Color-Coordinated Flip-Up Change Room with Porta Potti Storage
- › 22 oz. Boca Raton Carpet
- › Aluminum 3-Step Ladder with Rear Vinyl Entry
- › 2 Wood-Free Bass Seats
- › Front Half Gate (4.0 Models Only)

// FLOORING OPTIONS

- › In-Floor Storage (Requires Center Tube)
- › Performance Tube System (PTS)
- › 4-Step Stainless Steel Ladder
- › Gate Seat
- › Cooler Table
- › Full Vinyl Floor
- › Vinyl Teak
- › Synthetic Teak
- › Sea Weave Flooring



// 8520 4.0



8524 and 8522 Rear Fishing Station

// DS SERIES

DS24

Customize your cruise.

Take your pick. Whether cruising, fishing, swimming or relaxing, the DS Series offers something for everyone. With so many options and colors available, it's sure to be the cruise of your choice – and be cherished by everyone aboard.



SHOWN WITH OPTIONAL
VINYL TEAK AND SKI TOW



// DS24 CRUISE



// DS22 CRUISE



// DS20 CRUISE

MERCURY
1 On The Water



// PICTURED FEATURES

- 1 **DRIVER'S CONSOLE** | Round out the driver's console standard features with the optional gauge package shown.
- 2 **HELM SEAT** | Enjoy the generously sized and comfortably designed helm seat with swivel slide and armrest.
- 3 **TABLE WITH CUP HOLDERS** | You'll feel right at home with this standard table with convenient cup holders.
- 4 **LIVWELL/FISH PACKAGE** | Stay out all day! Includes a large, aerated livewell to keep your catch fresh and two fishing seats to keep you comfortable.

// OPTIONS

- › Round Center Tube with Aluminum Underdeck Liner
- › Aluminum Underdeck Liner
- › Performance Strakes
- › Fish Package
- › Playpen Cover
- › Additional Table Kit
- › Ski Tow
- › Porta Potti
- › Color-Coordinated Bimini Top Upgrade with Stainless Round Tubing
- › Double Top
- › Half Camper Enclosure
- › Full Camper Enclosure
- › Gauge Package (Speedometer, Trim and Volt)
- › Trim Gauge
- › Depth Gauge
- › Underwater Lighting
- › Satellite Stereo Upgrade
- › Two Additional Speakers
- › Tilt Steering
- › Hydraulic Steering
- › Stella Fallo to Spoked Steering Wheel Upgrade
- › Mica Tan Canvas Color
- › Babbito Underdeck Lighting
- › Executive Helm Station
- › High-Back Helm Seat
- › In-Floor Storage (Requires Center Tube)

// STANDARD FEATURES

- › Extended Bow Platform
- › Limited Lifetime Warranty on Tubes, Deck and Transom
- › Fiberglass Console with ABS Construction, Windscreen, Tach, Fuel Gauges, Plus Cooler Storage
- › AM/FM Stereo with Two Elevated Speakers and J-Port
- › 32 ml Ultimate SS Sand Dollar Furniture Group
- › 32 ml Ultimate SS Sand Dollar Bucket Helm Chair with Armrests and Swivel
- › Color-Coordinated Bimini Top with Anodized Frame
- › Oval Removable Table with Cup Holders
- › Color-Coordinated Lounge Arm Flip-Up Change Room with Porta Potti Storage (DS24 and DS22 Only)
- › 22 oz. Boca Raton Carpet
- › Aluminum 3-Step Ladder with Rear Vinyl Entry

// FLOORING OPTIONS

- › 4-Step Stainless Steel Ladder
- › Performance Tube System (PTS)
- › Gate Seat
- › Cooler Table
- › Extreme Steering
- › Full Vinyl Floor
- › Vinyl Teak
- › Synthetic Teak
- › Sea Weave Flooring

// COLOR OPTIONS



// SPECS

	Overall Length	Beam	Tube Diameter	Tube Gauge	Dry Weight Lbs.	Max. Capacity Persons/Lbs.	Max. H.P.	Fuel Cap. Gal.	Max. H.P. w/Third Tube	Bimini Top Size
DS24 CRUISE	25' 10"	102"	25"	.080"	2550	14/2390	175	30	250	8' 6"
DS22 CRUISE	23' 10"	102"	25"	.080"	2295	12/2200	150	30	250	8' 6"
DS20 CRUISE	20' 10"	102"	25"	.080"	1850	10/1990	115	24	200	8' 6"



// DS22

SHOWN WITH OPTIONAL EXECUTIVE HELM AND FISH PACKAGE

EXECUTIVE HELM INCLUDES:

- RAISED PLATFORM
- TILT STEERING
- CHROME SPOKED WHEELS
- STEREO UPGRADE
- PLATFORM LIGHTING
- GAUGE PACKAGE
- STARBOARD CONSOLE STORAGE DOOR

FISH PACKAGE INCLUDES:

- 2 FISHING SEATS
- LIVWELL
- 12 VOLT TROLLING MOTOR PLUG



// OASIS SERIES
818 CRUISE



Catch a fish... or catch a few rays.

When you're ready to dive into life on the water, the Oasis Series is a great way to get your family out there. Whether you're taking a dip, waiting for a bite or basking in the sun, it's the best value on the water.



// 822 4.0

// 820 CRUISE

// 820 CNF

// 818 CRUISE

// 818 FISH

// 818 4.0

// PICTURED FEATURES

1. **DRIVER'S CONSOLE** | Get comfortable behind the wheel. The standard console features a fiberglass shroud and tachometer.
2. **FISH SEAT** | The wood-free construction and swivel action gives you maximum durability, flexibility and movement.
3. **HELM SEAT** | Enjoy the generously sized and comfortably designed helm seat with swivel slide and armrest.
4. **STANDARD BIMINI TOP** | Add shade quickly and easily with the spacious 8' 6" standard Bimini top.
5. **FURNITURE** | Made of durable 32 ml Ultimate SS Sand Dollar vinyl.

// STANDARD FEATURES

- › Limited Lifetime Warranty on Tubes, Deck and Transom
- › Console with ABS Cover, Tach and Color Storage
- › 32 ml Ultimate SS Sand Dollar Vinyl
- › 32 ml Ultimate SS Sand Dollar Vinyl Bucket Helm Seat with Armrests and Swivel
- › Color-Coordinated Bimini Top with Anodized Frame
- › Oval Removable Table with Cup Holders
- › 18 oz. Boca Raton Carpet
- › Aluminum 3-Step Ladder
- › Flip Back Seating Bench (818)

// OPTIONS

- › Additional Table Kit
- › Underwater Lighting
- › Transom Gas Tank
- › Ski Tow
- › Cooler Table
- › Playpen Cover
- › Bow Deck Cleats
- › Trim Gauge
- › Stainless Steel 4-Step Ladder
- › Windscreen
- › AM/FM Stereo
- › Full Vinyl Floor
- › Gauge Package (Speed, Trim and Volt)
- › Depth Finder

// COLOR OPTIONS

METALLIC BLACK BLUE RED CHAMPAGNE WHITE ONYX

// SPECS

	Overall Length	Beam	Tube Diameter	Tube Gauge	Dry Weight Lbs.	Max. Capacity Persons/Lbs.	Max. H.P.	Fuel Cap. Gal.	Max. H.P. w/Third Tube	Bimini Top Size
822 4.0	22' 10"	96"	23"	.080"	1850	10/1980	90	OPT.	N/A	8' 6"
820 CRUISE	20' 10"	96"	23"	.080"	1745	9/1710	90	OPT.	N/A	8' 6"
820 CNF	20' 10"	96"	23"	.080"	1745	9/1710	90	OPT.	N/A	8' 6"
818 CRUISE	18' 10"	96"	23"	.080"	1550	8/1505	60	OPT.	N/A	8' 6"
818 FISH	18' 10"	96"	23"	.080"	1550	8/1505	60	OPT.	N/A	8' 6"
818 4.0	18' 10"	96"	23"	.080"	1550	8/1505	60	OPT.	N/A	8' 6"



// OASIS 820 CNF




// OPTIONS

(PICTURED FROM
LEFT TO RIGHT)

SKI TOW
COOLER TABLE/OTTOMAN
HIGH-BACK HELM CHAIR
DEPTH GAUGE



SEA STAR HYDRAULIC
BABBITO UNDERDECK LIGHTING
PERFORMANCE STRAKES
UNDERDECK LINER



SNAP-IN CARPET
VINYL TEAK
SYNTHETIC TEAK FLOORING
SEA WEAVE FLOORING



EXTRA TABLE
IN-FLOOR STORAGE
30" GATE SEAT
4-STEP STAINLESS STEEL
TELESCOPING LADDER



FULL ENCLOSURE
HALF ENCLOSURE
DOUBLE TOP
PLAYPEN COVER



SunChaser offers a limited lifetime warranty on tubes, deck and transom, along with a six-year warranty on everything else. See sunchaserboats.com for more details.

// STANDARDS & OPTIONS

		8524 LR DH	8524 LR	8524 CRUISE	8522 LR DH	8522 LR	8522 ENTERTAINER	8522 CRUISE	8520 CRUISE	8524 CNF	8522 CNF	8522 4.0	8520 4.0	8520 CNF	D524 CRUISE	D522 CRUISE	D520 CRUISE	822 4.0	820 CRUISE	820 CNF	818 CRUISE	818 FISH	818 4.0	
TUBES	25" Diameter Tubes with Lifetime Warranty	S	S	S	S	S	S	S	S	S	S	S	S	S	S	S	S	•	•	•	•	•	•	
	23" Diameter Tubes with Lifetime Warranty	•	•	•	•	•	•	•	•	•	•	•	•	•	•	•	•	•	S	S	S	S	S	S
	All Aluminum Transom with Lifetime Warranty	S	S	S	S	S	S	S	S	S	S	S	S	S	S	S	S	S	S	S	S	S	S	S
	Third Tube Option	O	O	O	O	O	O	O	O	O	O	O	O	O	O	O	O	O	•	•	•	•	•	•
FLOOR	3/4" Plywood Deck with Lifetime Warranty	S	S	S	S	S	S	S	S	S	S	S	S	S	S	S	S	S	S	S	S	S	S	S
	6-Year Carpet Warranty	S	S	S	S	S	S	S	S	S	S	S	S	S	S	S	S	S	S	S	S	S	S	S
	18 oz. Boca Raton Carpet	•	•	•	•	•	•	•	•	•	•	•	•	•	•	•	•	•	S	S	S	S	S	S
	22 oz. Boca Raton Carpet	S	S	S	S	S	S	S	S	S	S	S	S	S	S	S	S	S	•	•	•	•	•	•
CONSOLE	Executive Helm	O	O	O	O	O	O	O	O	O	O	O	O	O	O	O	O	O	•	•	•	•	•	•
	DASH																							
DASH	Full Vinyl Floor Covering	O	O	O	O	O	O	O	O	O	O	O	O	O	O	O	O	O	O	O	O	O	O	O
	Windscreen	S	S	S	S	S	S	S	S	S	S	S	S	S	S	S	S	S	O	O	O	O	O	O
	Tachometer	S	S	S	S	S	S	S	S	S	S	S	S	S	S	S	S	S	S	S	S	S	S	S
	Fuel Gauge	S	S	S	S	S	S	S	S	S	S	S	S	S	S	S	S	S	•	•	•	•	•	•
	Trim Gauge	O	O	O	O	O	O	O	O	O	O	O	O	O	O	O	O	O	O	O	O	O	O	O
	Depth Gauge	O	O	O	O	O	O	O	O	O	O	O	O	O	O	O	O	O	O	O	O	O	O	O
	Gauge Package: Speedometer, Voltmeter and Trim Gauge	O	O	O	O	O	O	O	O	O	O	O	O	O	O	O	O	O	O	O	O	O	O	O
STEREO	2 Speakers	S	S	S	S	S	S	S	S	S	S	S	S	S	S	S	S	S	O	O	O	O	O	O
	AM/FM Stereo	S	S	S	S	S	S	S	S	S	S	S	S	S	S	S	S	S	O	O	O	O	O	O
	J-Port for MP3 Player	S	S	S	S	S	S	S	S	S	S	S	S	S	S	S	S	S	O	O	O	O	O	O
GATES	30" Gate	(2)	(2)	(2)	(2)	(2)	(2)	(2)	(2)	(2)	(2)	(1)	(1)	(2)	(2)	(2)	(2)	(1)	(1)	(1)	(1)	(1)	(1)	(1)
	30" Half Gate	•	•	•	•	•	•	•	•	•	•	(1)	(1)	•	•	•	•	•	•	•	•	•	•	•
	24" Gate	(1)	(1)	(1)	•	•	•	•	•	•	•	•	•	•	•	•	•	•	(1)	(1)	(1)	(1)	(1)	(1)
	24" Half Gate	•	•	•	•	•	•	•	•	•	•	•	•	•	•	•	•	•	(1)	•	•	•	•	•
	Rear Entry Gate	S	S	S	S	S	S	S	S	S	S	S	S	S	S	S	S	S	•	S	S	•	•	•
SEATING	Rotocast Furniture Bases	S	S	S	S	S	S	S	S	S	S	S	S	S	S	S	S	S	S	S	S	S	S	S
	Helm Chair with Swivel Slide and Armrests	S	S	S	S	S	S	S	S	S	S	S	S	S	S	S	S	S	S	S	S	S	S	S
	Deluxe Fishing Seat	•	•	•	•	•	•	•	•	(2)	(2)	(4)	(4)	(2)	•	•	•	(4)	•	(2)	•	(2)	(4)	(4)
	High-Back Helm Chair	O	O	O	O	O	O	O	O	O	O	O	O	O	O	O	O	O	•	•	•	•	•	•
FISHING	Built-In Livewell (Aerated)	•	•	•	•	•	•	•	•	S	S	S	S	S	•	•	•	S	•	S	•	S	S	S
	Stern Rod Holders	•	•	•	•	•	•	•	•	S	S	S	S	S	•	•	•	S	•	•	•	•	•	•
	Lockable Rod Box	•	•	•	•	•	•	•	•	O	O	O	O	O	O	O	O	•	•	•	•	•	•	•
	Optional Fish Package	•	•	•	•	•	•	•	•	•	•	•	•	•	O	O	O	•	•	•	•	•	•	•
TABLES	Table with Cup Holders	S	S	S	S	S	S	S	S	S	S	S	S	S	S	S	S	S	S	S	S	S	S	S
	2 Table Floor Bases	S	S	S	S	S	S	S	S	S	S	•	•	S	S	S	S	•	•	•	•	•	•	•
TOP	Bimini Top	8' 6"	8' 6"	8' 6"	8' 6"	8' 6"	8' 6"	8' 6"	8' 6"	8' 6"	8' 6"	8' 6"	8' 6"	8' 6"	8' 6"	8' 6"	8' 6"	8' 6"	8' 6"	8' 6"	8' 6"	8' 6"	8' 6"	8' 6"
PANELS,	Through-Bolted Deck Cleats	S	S	S	S	S	S	S	S	S	S	S	S	S	S	S	S	O	O	O	O	O	O	O
CASTINGS	1-1/4" Anodized Railing	S	S	S	S	S	S	S	S	S	S	S	S	S	S	S	S	S	S	S	S	S	S	S
AND RAILS	Polished Castings	S	S	S	S	S	S	S	S	S	S	S	S	S	S	S	S	•	•	•	•	•	•	•
FUEL TANK	Fuel Tank Gallons	(30)	(30)	(30)	(30)	(30)	(24)	(24)	(30)	(30)	(24)	(24)	(24)	(30)	(30)	(30)	(24)	O	O	O	O	O	O	O
SKI	Ski Tow	O	O	O	O	O	O	O	O	O	O	O	O	O	O	O	O	O	O	O	O	O	O	O
CANVAS	Color-Coordinated Playpen Cover	O	O	O	O	O	O	O	O	O	O	O	O	O	O	O	O	O	O	O	O	O	O	O
	Full Camper Enclosure	O	O	O	O	O	O	O	O	O	O	O	O	O	O	O	O	O	•	•	•	•	•	•
	Half Camper Enclosure	O	O	O	O	O	O	O	O	O	O	O	O	O	O	O	O	O	•	•	•	•	•	•
MISC.	12 Volt Receptacle	S	S	S	S	S	S	S	S	S	S	S	S	S	S	S	S	•	•	•	•	•	•	•
	Trolling Motor Plug	•	•	•	•	•	•	•	•	•	•	O	O	•	O	O	O	O	•	•	•	•	•	O
	Rear Entry Boarding Ladder	S	S	S	S	S	S	S	S	S	S	S	S	S	S	S	S	•	S	S	•	•	•	•
	Changing Room	S	S	S	S	S	S	S	S	S	S	S	S	S	S	S	S	•	•	•	•	•	•	•
	Fiberglass Galley with Sink, Removable Cutting Board and Removable Freshwater Tank	•	•	O	•	•	O	O	O	O	O	O	O	O	O	O	O	O	•	•	•	•	•	•

SunChaser²⁰¹⁴

// 8522 ENTERTAINER

SHOWN WITH OPTIONAL
EXECUTIVE HELM



TO TALK TO THE DEALER NEAREST YOU, DIAL 888-767-9023.
Connects directly to dealer. Please call during business hours.



SMOKERCRAFT
FAMILY OF PRODUCTS




sunchaserboats.com

Download our iPad app from the iTunes store.



Scan this tag to go to
Sunchaserboats.com
and learn more about
our products.

Find us on



The specifications of any SunChaser boat are subject to change without notice. Printed in USA 12/13 13-SSC-166
Overheads are not drawn to scale.

